



ಬೃಹತ್ ಬೆಂಗಳೂರು ಮಹಾನಗರ ಪಾಲಿಕೆ  
Bruhat Bengaluru Mahanagara Palike



# BBMP COVID-19 WAR ROOM 31.03.2023

BBMP / COVID-19 WAR ROOM / BULLETIN – 1103/ 31.03.2023 / #BBMPfightsCOVID19



# OVERVIEW OF COVID-19 IN BENGALURU

**CASE TRENDS** ACTIVE CASES **551**

<u>Confirmed Cases</u>	<u>Recovered Cases</u>	<u>Death Cases</u>
<b>170</b> 18,80,116 <sup>#</sup>	<b>106</b> 18,62,569 <sup>#</sup>	<b>0</b> 16,996 <sup>#</sup>

**HOSPITALIZATION** **41**

<u>ICU – V</u>	<u>ICU</u>	<u>HDU</u>	<u>General</u>
<b>2</b>	<b>5</b>	<b>1</b>	<b>33</b>

INCLUDES GOVT. QUOTA AND PRIVATE WALK-IN HOSPITALIZATION

**VACCINATION** **53** 2,06,97,919<sup>#</sup>

<u>First Dose</u>	<u>Second Dose</u>	<u>Precaution Dose</u>
<b>12</b> 96,89,528 <sup>#</sup>	<b>16</b> 95,11,294 <sup>#</sup>	<b>25</b> 14,97,097 <sup>#</sup>

**TRIAGING**

**MTU**  
**5**

**Tele Triage**  
**163**

**ACTIVE CZs**

**0**

MCZs (< 5 cases)  
**0**

Clusters (> 5 cases)  
**0**

**TESTING** **3,411** 3,22,21,112<sup>#</sup>

<u>RAT</u>	<u>RTPCR</u>
<b>1,602</b>	<b>1,809</b>

Positivity :3.39%  
\*FOR LAST 7 DAYS

# : indicates cumulative numbers till date



# ABSTRACT OF COVID-19 SCENARIO IN BENGALURU

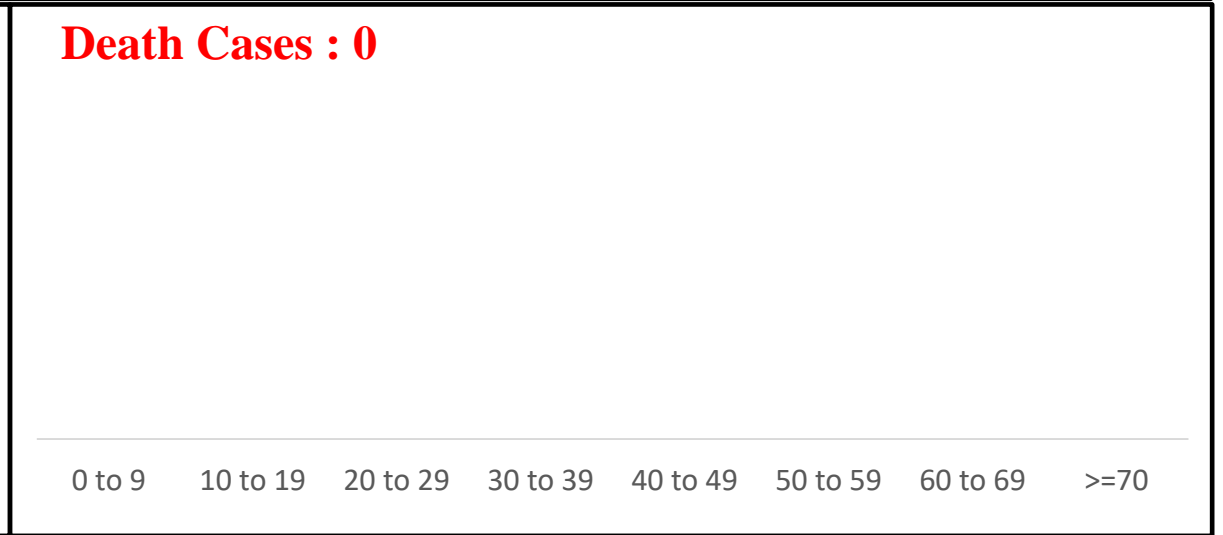
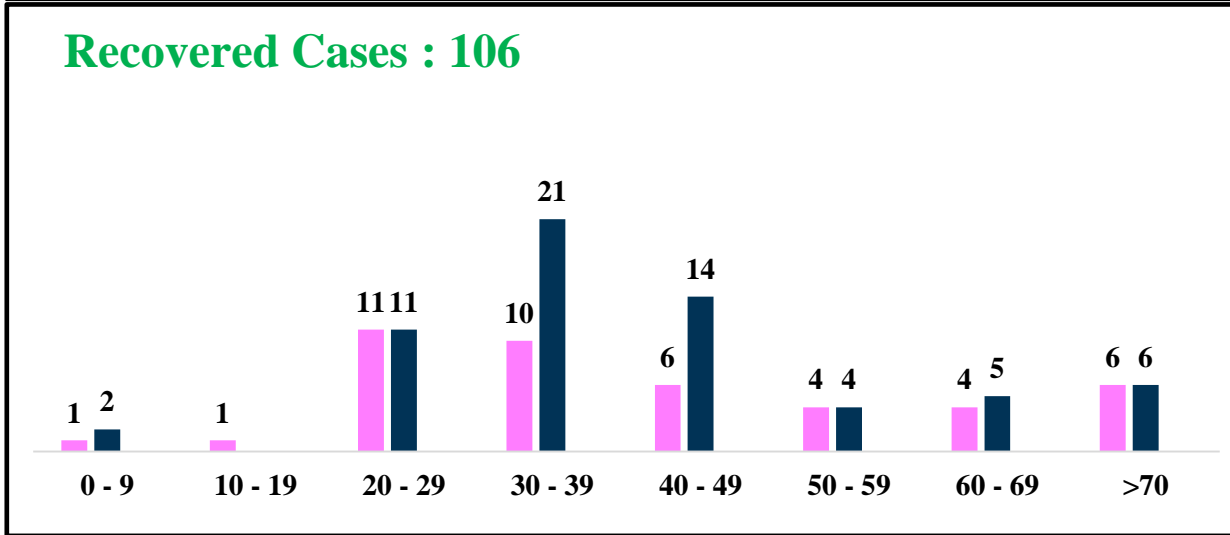
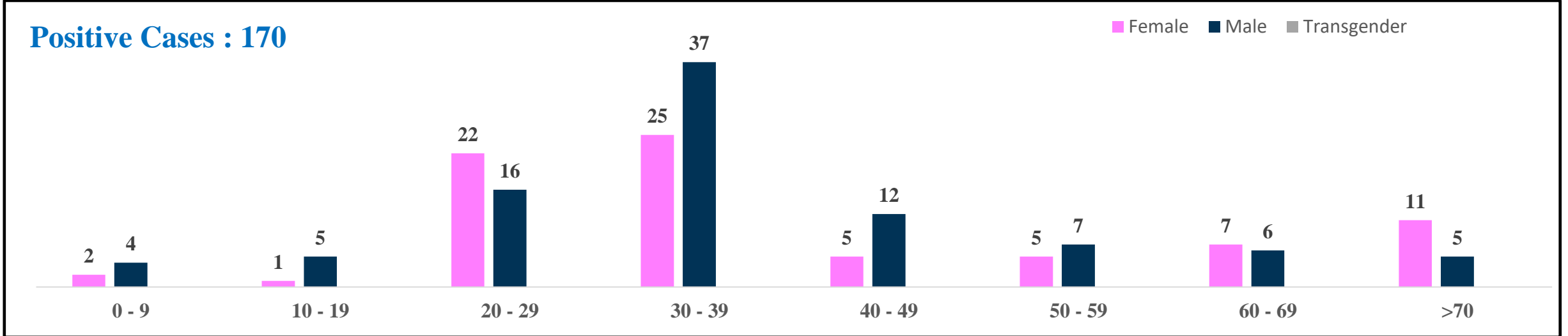


	MALE			FEMALE			TRANSGENDER			TOTAL		
	Last 24 Hours	Last 7 Days	Cumulative	Last 24 Hours	Last 7 Days	Cumulative	Last 24 Hours	Last 7 Days	Cumulative	Last 24 Hours	Last 7 Days	Cumulative
<b>Positive Cases</b>	92	374	11,08,489	78	291	7,71,431	0	0	196	<b>170</b>	<b>665</b>	<b>18,80,116</b>
<b>Recovered Cases</b>	63	276	10,95,855	43	222	7,65,584	0	0	187	<b>106</b>	<b>498</b>	<b>18,62,569</b>
<b>Death Cases</b>	0	1	10,765	0	0	6,227	0	0	4	<b>0</b>	<b>1</b>	<b>16,996</b>
<b>Total Tests Done</b>	<b>In Last 24 hrs. : 3,411</b>			<b>In last 7 days : 19,636</b>			<b>Cumulative : 3,22,21,112</b>					
<b>Vaccine Doses Administered</b>	<b>In Last 24 hrs. : 53</b>			<b>In last 7 days : 731</b>			<b>Cumulative : 2,06,97,919</b>					
<b>ACTIVE CASES</b>									<b>551</b>			

\*Covid deaths occurred today : 00 | Covid deaths occurred beyond last 24hrs., reported today : 00



# LAST 24 HOURS AGE GROUP AND GENDER WISE DISTRIBUTION

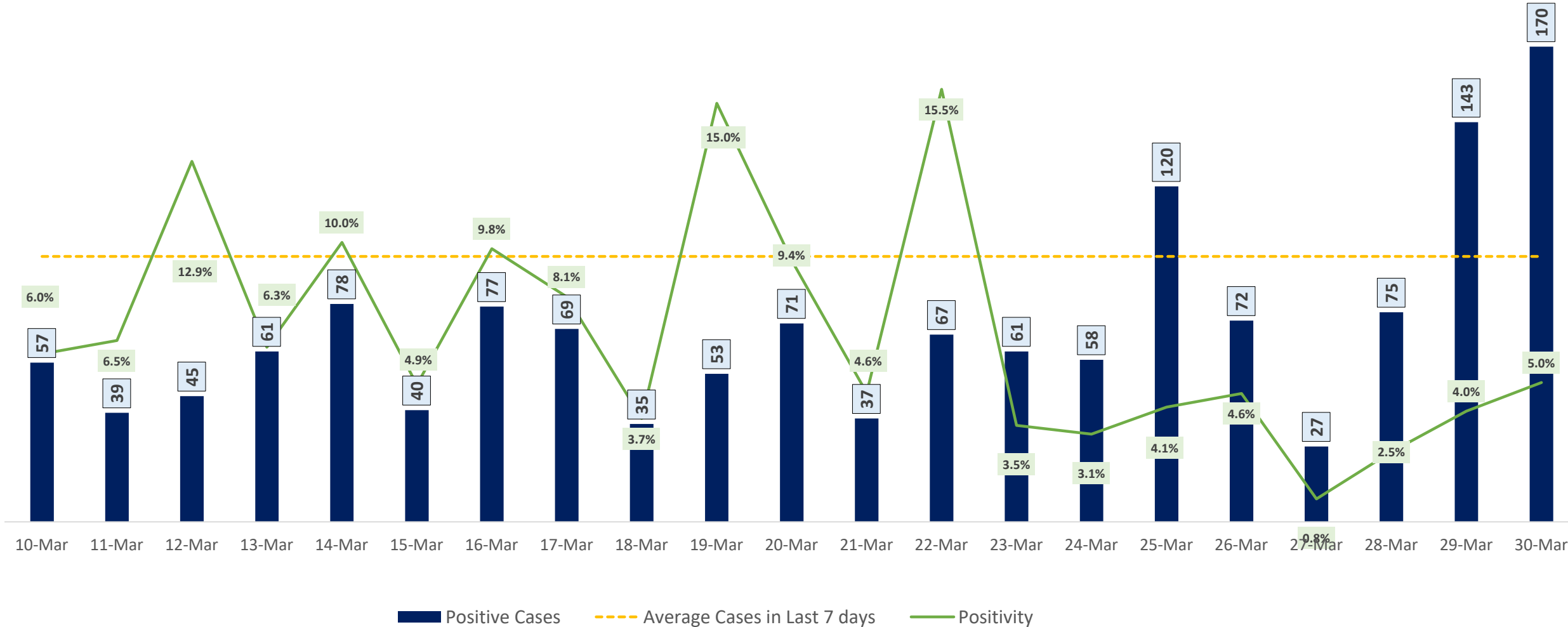




# POSITIVITY RATE OF BENGALURU – LAST 21 DAYS



Average Cases in Last 7 days : 95

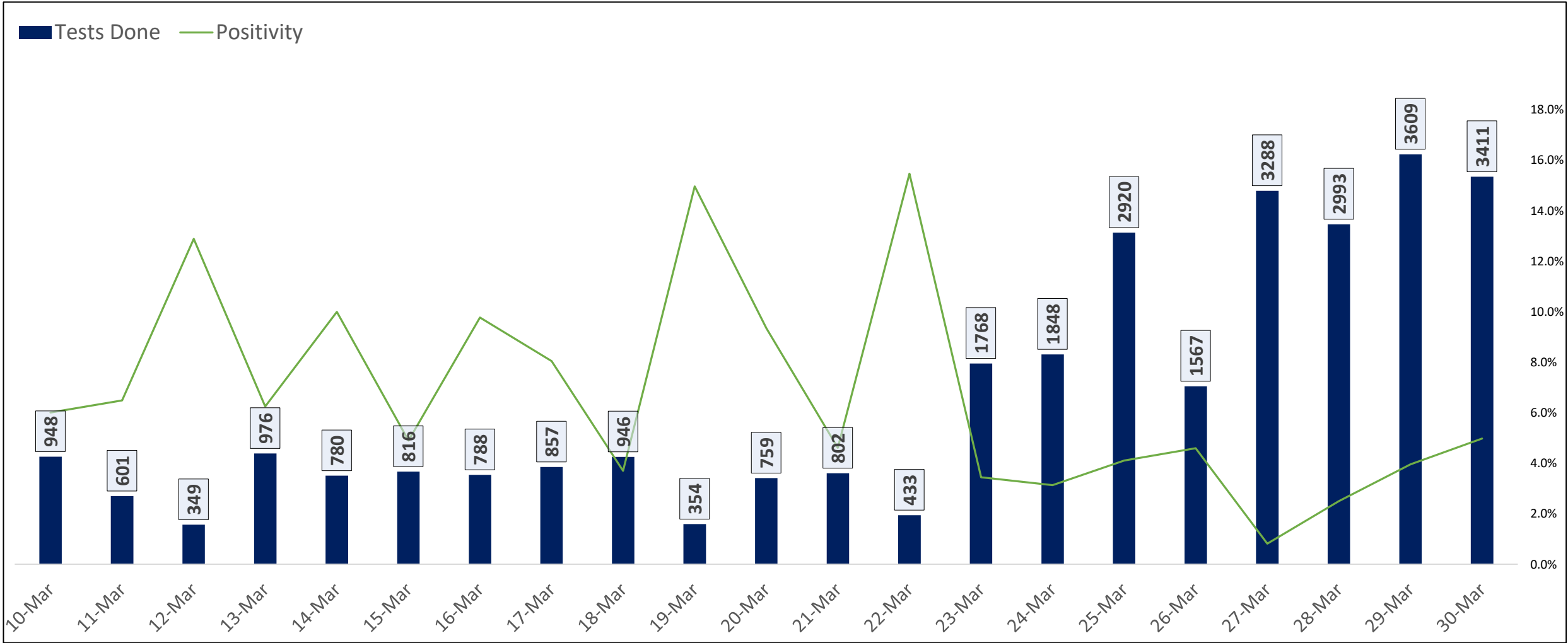




# TESTING TRENDS IN BENGALURU

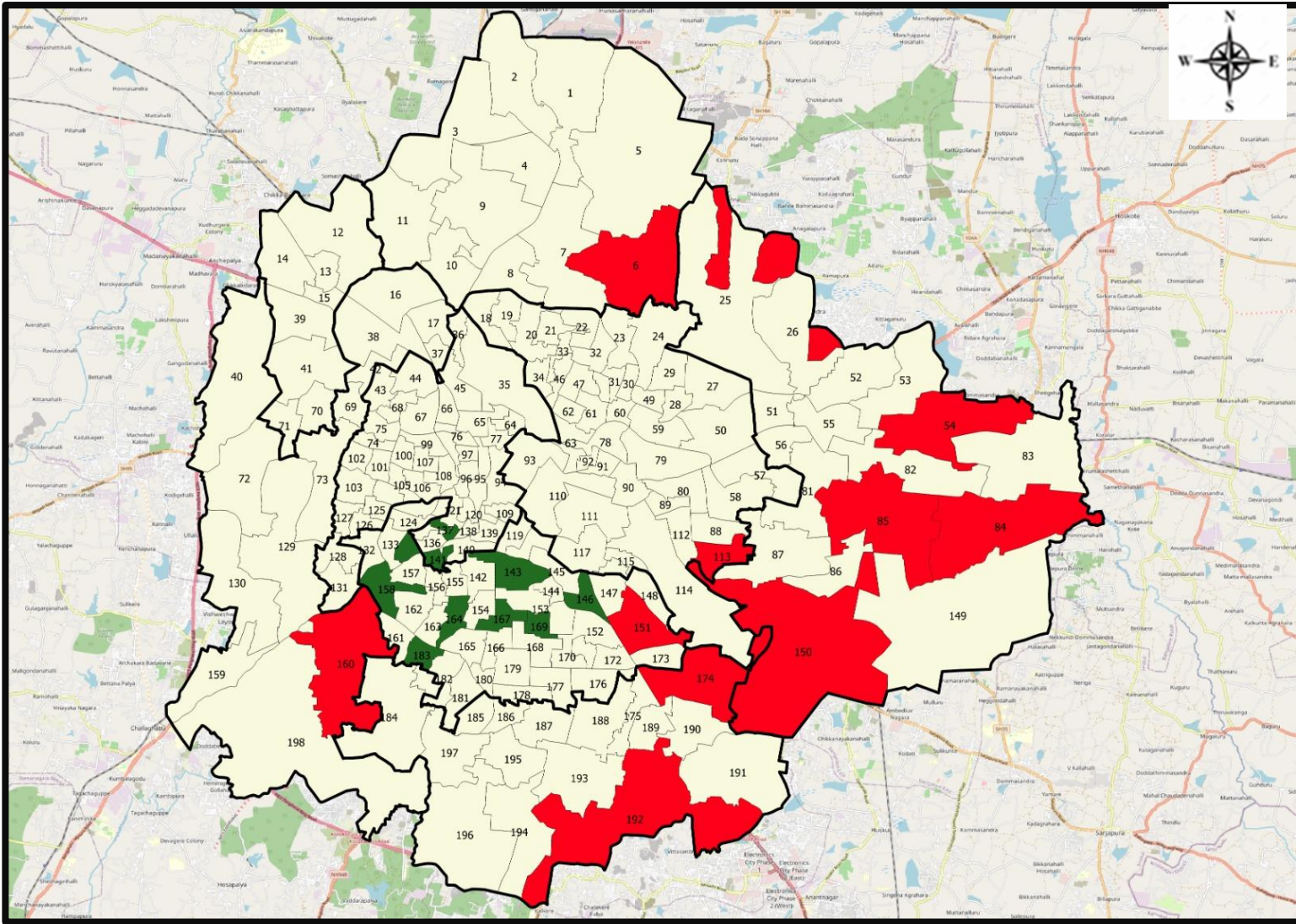


Total Test Conducted Till Date	Test Conducted Last 24 hours	Last 7 Days Average
3,22,21,112	3,411	2,805





# BENGALURU URBAN MAP SHOWING TREND OF POSITIVE CASES IN LAST 7 DAYS



## Top 10 wards reporting highest number of positive cases in last 10 days

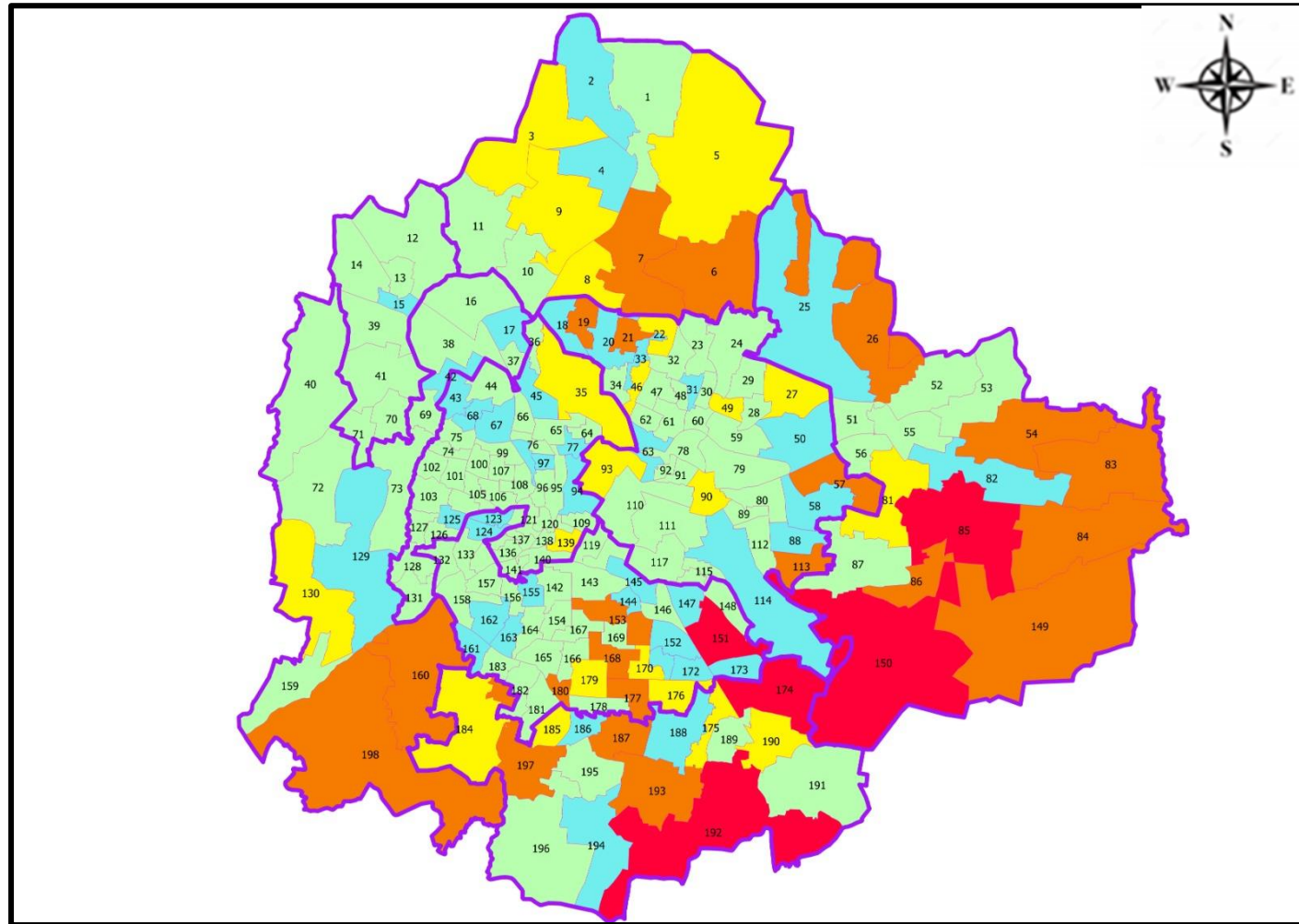
Ward No.	Ward Name	Daily Cases Average
150	Bellanduru	4
174	HSR Layout	3
192	Begur	3
85	Dodda Nekkundi	3
151	Koramangala	2
6	Thanisandra	2
84	Hagadur	2
113	Konena Agrahara	2
160	Rajarajeshwari Nagar	2
54	Hudi	2







## Top 10 wards reporting least number of positive cases in last 7 days

Ward No.	Ward Name	Daily Cases Average
183	Chikkalsandra	0
169	Byrasandra	0
167	Yediyur	0
164	Vidyapeeta Ward	0
158	Deepanjali Nagara	0
146	Lakkasandra	0
143	Vishveshwara Puram	0
141	Azad Nagar	0
137	Rayapura	0
134	Bapuji Nagar	0



# BENGALURU MAP SHOWING INTENSITY OF POSITIVE CASES IN LAST 7 DAYS



-  **Level 1 : 0 to 1 Cases**
-  **Level 2 : 1 to 3 Cases**
-  **Level 3 : 3 to 5 Cases**
-  **Level 4 : 5 to 10 Cases**
-  **Level 5 : More than 10 Cases**
-  **Zone Boundaries**



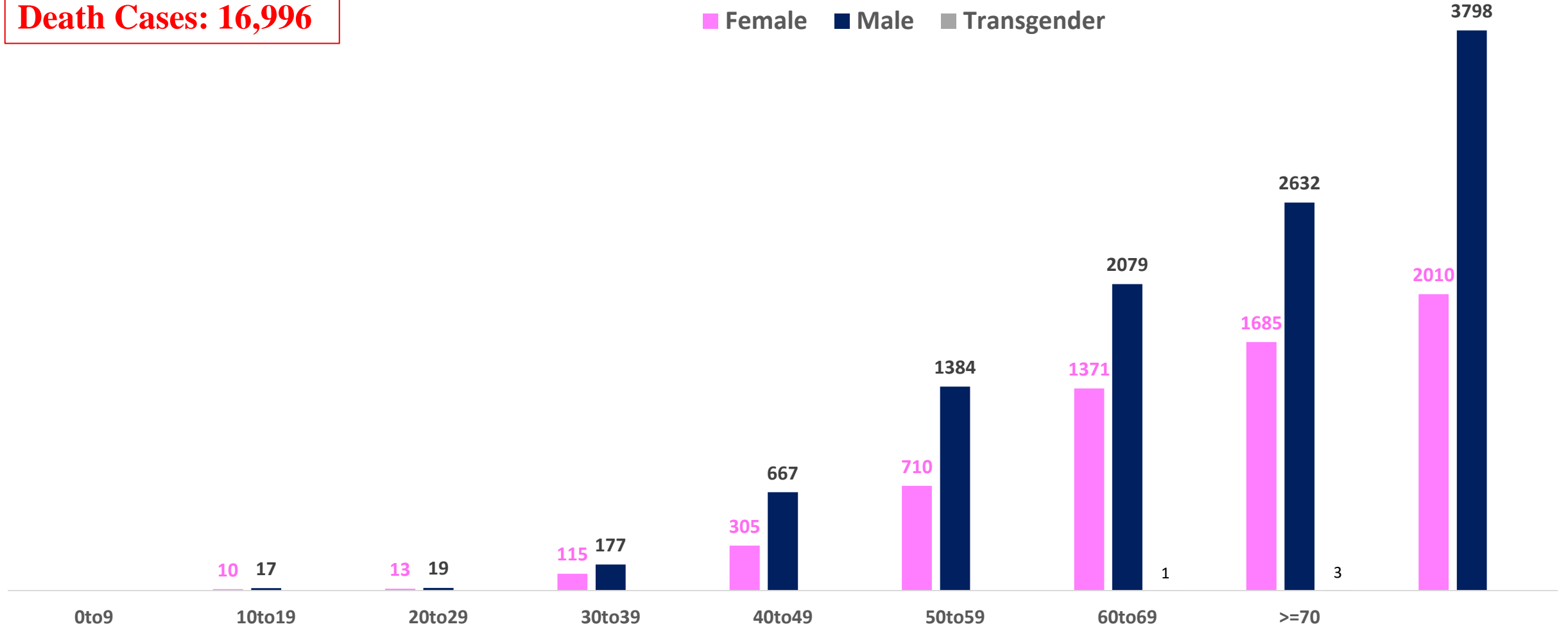


# AGE AND GENDER WISE DISTRIBUTION OF DEATH CASES



**Death Cases: 16,996**

Female Male Transgender





# SNAPSHOT OF COVID-19 CASES IN BENGALURU URBAN



**Total Wards With  
< = 5 Cases\* :  
172**

**Tests Conducted  
on 30.03.2023:  
3,411**

**Recovery  
Rate\*:  
99.07%**

**Total  
Active Cases :  
551**

**Total Vaccinated  
on 30.03.2023:  
53**

**Positivity  
Rate\* :  
3.39%**

**Active  
Rate\*:  
0.03%**

**Case  
Fatality Rate\* :  
0.15%**





\*Total positive cases In the past 7 days

\*CFR and positivity is for Past 7 days



ಬೃಹತ್ ಬೆಂಗಳೂರು ಮಹಾನಗರ ಪಾಲಿಕೆ  
Bruhat Bengaluru Mahanagara Palike



<b>Download BBMP Bulletin</b>	<a href="https://apps.bbmpgov.in/covid19/mediabulletin.php">https://apps.bbmpgov.in/covid19/mediabulletin.php</a>
<b>To register for vaccination :</b>	<a href="https://selfregistration.cowin.gov.in/">https://selfregistration.cowin.gov.in/</a>
<b>BBMP COVID19 Dashboard:</b>	<a href="https://apps.bbmpgov.in/covid19/">https://apps.bbmpgov.in/covid19/</a>
<b>Follow us on:</b>	 <a href="http://www.facebook.com/bbmp.comm1/">www.facebook.com/bbmp.comm1/</a>
	 <a href="https://twitter.com/BBMPCOMM">twitter.com/BBMPCOMM</a>
	  <a href="#">BBMPSplHealth</a>

Issued by:

Honorable Chief Commissioner, BBMP  
Special Commissioner Health, BBMP  
MD, Bengaluru Smart City Limited

**THANK YOU !**

